



Location: CMA5b - Pedestrian Plaza

Report on 24-hour TSP monitoring for EP-376/2009

Action Level - 209.9 µg/m<sup>3</sup>

Limit Level - 260 µg/m<sup>3</sup>

Date	Sampling Time	Weather Condition	Filter paper no.	Filter Weight, g		Elapse Time, hr		Sampling Time, hr	Flow Rate, m <sup>3</sup> /min			Total Volume, m <sup>3</sup>	TSP Level, µg/m <sup>3</sup>
				Initial	Final	Initial	Final		Initial, Q <sub>si</sub>	Final, Q <sub>sf</sub>	Average		
29-Jul-16	17:25	Fine	16620	2.9090	2.9740	6992.02	7016.02	24.00	0.88	0.88	0.88	1265	51.4
3-Aug-16	8:00	Rainy	16605	2.8536	2.9275	7016.02	7040.02	24.00	0.91	0.88	0.90	1295	57.1
9-Aug-16	8:00	Rainy	16586	2.8758	3.0550	7043.02	7067.02	24.00	0.94	0.94	0.94	1355	132.2
15-Aug-16	8:00	Rainy	16970	2.6981	2.7689	7070.02	7094.02	24.00	0.88	0.88	0.88	1263	56.0
20-Aug-16	8:00	Cloudy	16937	2.7535	2.9296	7097.03	7121.03	24.00	0.94	0.94	0.94	1357	129.8
27-Aug-16	13:26	Cloudy	17042	2.7939	2.9069	7150.49	7174.49	24.00	0.94	0.91	0.93	1333	84.8

Remarks: Due to interruption of electricity, the 24hr TSP was rescheduled from 28 July 2016 and 26 August 2016 to 29 July 2016 and 27 August 2016 respectively.

Report on 1-hour TSP monitoring for EP-376/2009

Action Level - 339.7 µg/m<sup>3</sup>

Limit Level - 500 µg/m<sup>3</sup>

Date	Sampling Time	Weather Condition	Filter paper no.	Filter Weight, g		Elapse Time, hr		Sampling Time, hr	Flow Rate, m <sup>3</sup> /min			Total Volume, m <sup>3</sup>	TSP Level, µg/m <sup>3</sup>
				Initial	Final	Initial	Final		Initial, Q <sub>si</sub>	Final, Q <sub>sf</sub>	Average		
29-Jul-16	9:03	Fine	16645	2.9115	2.9189	6989.02	6990.02	1.00	0.91	0.91	0.91	55	135.5
29-Jul-16	13:00	Fine	16626	2.8986	2.9102	6990.02	6991.02	1.00	0.91	0.91	0.91	55	212.4
29-Jul-16	15:22	Fine	16623	2.9177	2.9233	6991.02	6992.02	1.00	0.91	0.91	0.91	55	102.5
4-Aug-16	8:30	Rainy	16591	2.8573	2.8606	7040.02	7041.02	1.00	0.88	0.88	0.88	53	62.2
4-Aug-16	10:02	Rainy	16498	2.8934	2.8995	7041.02	7042.02	1.00	0.95	0.95	0.95	57	107.4
4-Aug-16	13:00	Rainy	16505	2.8944	2.8997	7042.02	7043.02	1.00	0.95	0.95	0.95	57	93.3
10-Aug-16	8:29	Rainy	16782	2.8385	2.8424	7067.02	7068.02	1.00	0.88	0.88	0.88	53	73.8
10-Aug-16	10:14	Rainy	16501	2.8987	2.9076	7068.02	7069.02	1.00	0.94	0.94	0.94	57	157.2
10-Aug-16	15:00	Rainy	16965	2.7122	2.7161	7069.02	7070.02	1.00	0.94	0.94	0.94	57	68.9
16-Aug-16	8:10	Rainy	16956	2.7154	2.7200	7094.02	7095.02	1.00	1.00	1.00	1.00	60	76.6
16-Aug-16	9:20	Rainy	16948	2.7260	2.7311	7095.02	7096.02	1.00	0.94	0.94	0.94	56	90.5
16-Aug-16	10:22	Rainy	16940	2.7526	2.7626	7096.02	7097.02	1.00	0.94	0.97	0.95	57	174.6
22-Aug-16	8:53	Fine	17070	2.8247	2.8451	7121.03	7122.03	1.00	1.03	1.03	1.03	62	328.9
22-Aug-16	10:23	Fine	16919	2.6890	2.6940	7122.03	7123.03	1.00	0.88	0.88	0.88	53	94.8
22-Aug-16	13:00	Fine	17095	2.8082	2.8219	7123.03	7124.03	1.00	0.97	0.94	0.96	57	238.8
27-Aug-16	8:13	Cloudy	17006	2.7250	2.7327	7147.49	7148.49	1.00	0.94	0.94	0.94	56	136.6
27-Aug-16	9:46	Cloudy	17049	2.8008	2.8111	7148.49	7149.49	1.00	0.94	0.91	0.92	55	185.8
27-Aug-16	10:49	Cloudy	17045	2.8171	2.8206	7149.49	7150.49	1.00	0.88	0.88	0.88	53	66.5



Location: CMA6a - WDII PRE Office

Report on 24-hour TSP monitoring for EP-376/2009

Action Level - 207.1 µg/m<sup>3</sup>

Limit Level - 260 µg/m<sup>3</sup>

Date	Sampling Time	Weather Condition	Filter paper no.	Filter Weight, g		Elapse Time, hr		Sampling Time, hr	Flow Rate, m <sup>3</sup> /min			Total Volume, m <sup>3</sup>	TSP Level, µg/m <sup>3</sup>
				Initial	Final	Initial	Final		Initial, Q <sub>si</sub>	Final, Q <sub>sf</sub>	Average		
28-Jul-16	8:00	Fine	16635	2.9101	2.9682	710.29	734.29	24.00	0.99	0.99	0.99	1420	40.9
3-Aug-16	8:00	Rainy	16659	2.8723	2.9226	737.29	761.29	24.00	0.99	0.99	0.99	1426	35.3
9-Aug-16	8:00	Rainy	13706	2.8352	2.9626	764.40	788.40	24.00	1.07	1.08	1.07	1545	82.4
15-Aug-16	8:00	Rainy	16899	2.6544	2.7010	791.40	815.40	24.00	1.07	1.07	1.07	1543	30.2
20-Aug-16	8:00	Cloudy	16914	2.6869	2.7774	818.40	842.40	24.00	1.07	1.08	1.07	1547	58.5
26-Aug-16	8:00	Fine	16351	2.8486	2.9718	845.40	869.40	24.00	1.07	1.07	1.07	1543	79.9

Report on 1-hour TSP monitoring for EP-376/2009

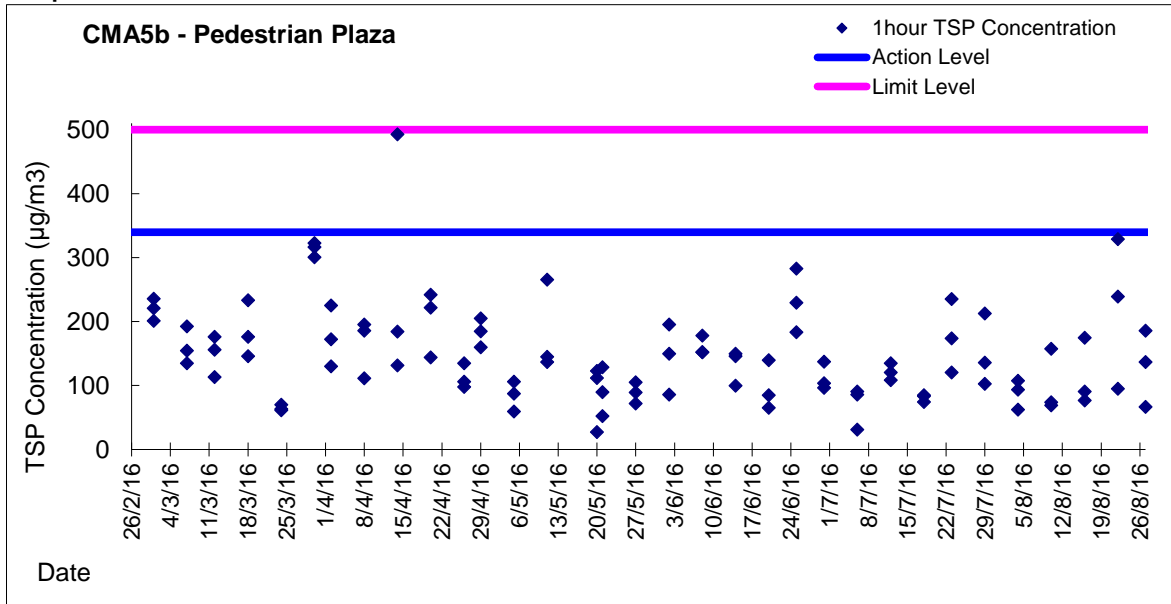
Action Level - 333 µg/m<sup>3</sup>

Limit Level - 500 µg/m<sup>3</sup>

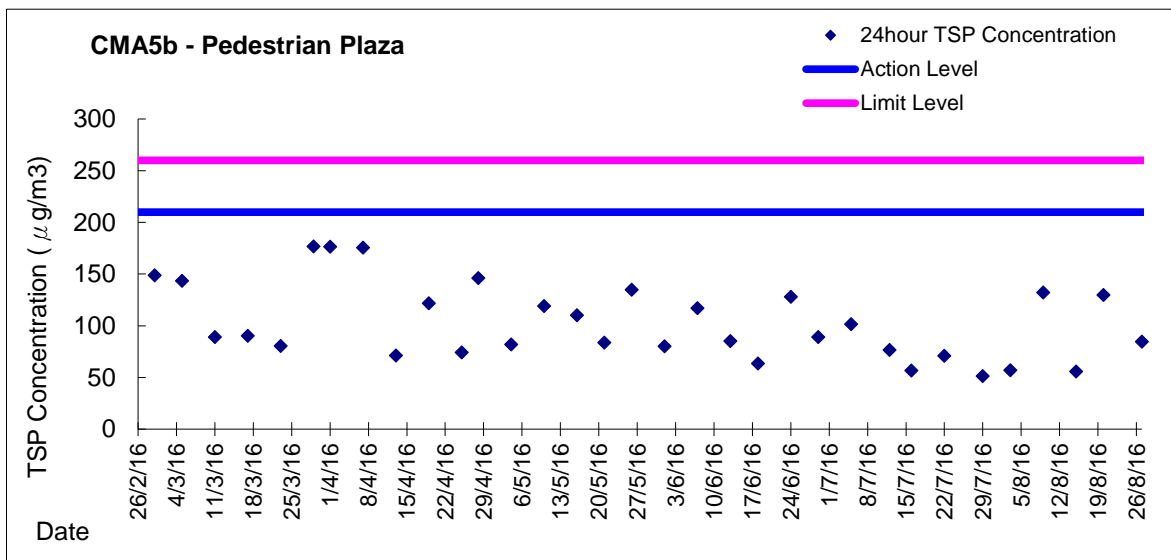
Date	Sampling Time	Weather Condition	Filter paper no.	Filter Weight, g		Elapse Time, hr		Sampling Time, hr	Flow Rate, m <sup>3</sup> /min			Total Volume, m <sup>3</sup>	TSP Level, µg/m <sup>3</sup>
				Initial	Final	Initial	Final		Initial, Q <sub>si</sub>	Final, Q <sub>sf</sub>	Average		
29-Jul-16	8:50	Fine	16617	2.9267	2.9305	734.29	735.29	1.00	1.01	1.01	1.01	61	62.4
29-Jul-16	13:00	Fine	16612	2.8698	2.8779	735.29	736.29	1.00	1.01	1.01	1.01	61	133.0
29-Jul-16	14:20	Fine	16611	2.8748	2.8876	736.29	737.29	1.00	1.01	1.01	1.01	61	210.2
4-Aug-16	8:05	Rainy	16657	2.8767	2.8807	761.29	762.29	1.00	1.08	1.08	1.08	65	61.8
4-Aug-16	9:45	Rainy	15614	2.8408	2.8438	762.29	763.29	1.00	1.08	1.08	1.08	65	46.3
4-Aug-16	11:00	Rainy	15611	2.8300	2.8331	763.29	764.29	1.00	1.08	1.08	1.08	65	47.9
10-Aug-16	8:06	Rainy	15602	2.8365	2.8395	788.40	789.40	1.00	1.08	1.08	1.08	65	46.5
10-Aug-16	9:50	Rainy	16963	2.7394	2.7434	789.40	790.40	1.00	1.08	1.08	1.08	65	62.0
10-Aug-16	13:00	Rainy	16903	2.6548	2.6562	790.40	791.40	1.00	0.96	0.96	0.96	57	24.4
16-Aug-16	8:10	Rainy	16831	2.6555	2.6572	815.40	816.40	1.00	1.07	1.07	1.07	64	26.5
16-Aug-16	9:40	Rainy	16949	2.7405	2.7416	816.40	817.40	1.00	0.95	0.95	0.95	57	19.2
16-Aug-16	11:00	Rainy	16941	2.7503	2.7538	817.40	818.40	1.00	0.95	0.95	0.95	57	61.1
22-Aug-16	8:30	Fine	16913	2.6710	2.6765	842.40	843.40	1.00	1.07	1.07	1.07	64	85.4
22-Aug-16	10:00	Fine	17067	2.8156	2.8222	843.40	844.40	1.00	1.07	1.07	1.07	64	102.5
22-Aug-16	13:30	Fine	16353	2.8282	2.8322	844.40	845.40	1.00	1.07	1.07	1.07	64	62.1
27-Aug-16	8:05	Cloudy	17061	2.8114	2.8181	869.40	870.40	1.00	1.07	1.07	1.07	64	104.2
27-Aug-16	9:10	Cloudy	17058	2.7922	2.7987	870.40	871.40	1.00	1.07	1.07	1.07	64	101.1
27-Aug-16	10:32	Cloudy	17055	2.8267	2.8353	871.40	872.40	1.00	1.07	1.07	1.07	64	133.8



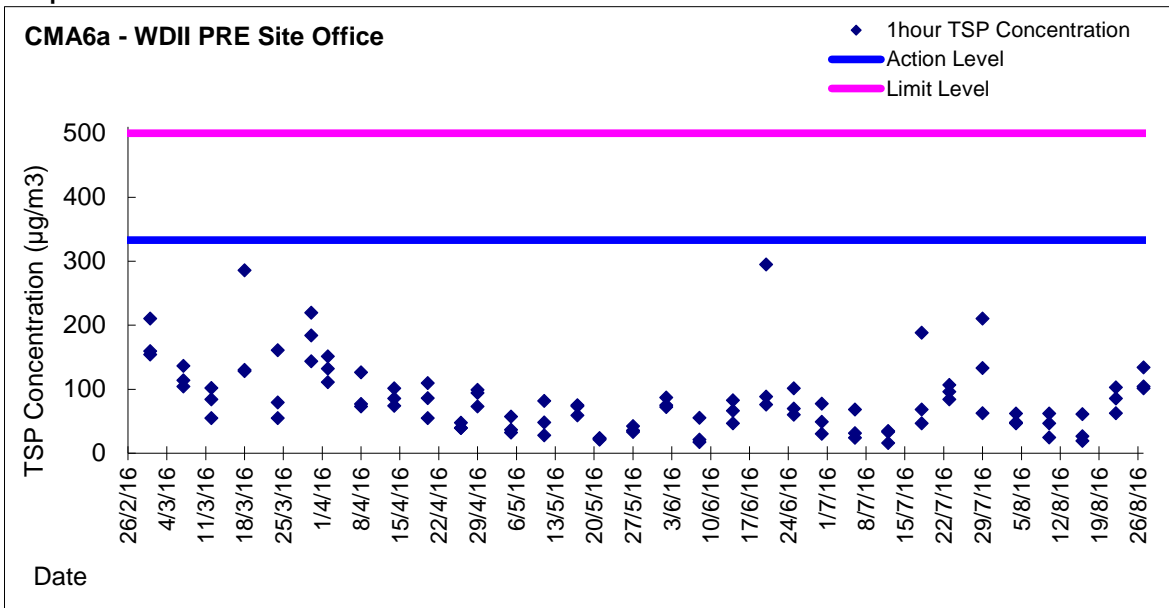
Graphic Presentation of 1 hour TSP Result for EP-376/2009



Graphic Presentation of 24 hour TSP Result for EP-376/2009



Graphic Presentation of 1 hour TSP Result for EP-376/2009



Graphic Presentation of 24 hour TSP Result for EP-376/2009

